



Fairfield Halls | Visual Story

Getting to Fairfield Halls.


There are lots of ways to get to Fairfield Halls. You can travel by train, tram, bus, bicycle, car or even walk!



For directions, go to [fairfield.co.uk/getting-here](https://www.fairfield.co.uk/getting-here)

Walking from East Croydon.

If you walk from East Croydon station you can follow our orange and black markers which show you the way.



Outside the building.

From the outside Fairfield Halls may look very big, but don't worry we are all friendly inside!



The Welcome Desk.

If you have not got your tickets already, you can collect them from our Welcome Desk just inside the doors.



If you have any questions about the show this is a good time to ask the Welcome Desk team.

Security & Bag Checks.

You will see security guards on the doors. They may ask to look inside your bags.



The Arnhem Foyer.

Next you will enter a large space with tables, chairs, toilets and bars called the Arnhem Foyer.




If you have come for one of our free daytime events, the Arnhem Foyer is often where these events are held.

Staff are here to help!

Inside the building, there will be lots of lovely staff in green t-shirts like this to help if you.

They can show you where to go for venues or toilets, or serve you drinks and snacks from our bars.



Before the show.


Before the show starts, you might want to buy a drink or a snack at one of our bars or use the toilets.

Staff can show you where these are if you are not sure.



Accessible toilets.

We have accessible toilets on every level of the building. Our staff can show you where these are if you need to use one.



Our venues.

Fairfield Halls has several venues for shows. Your ticket will say what venue your show is in.

Here are what some of our main venues look like:



Ashcroft Playhouse




Concert Hall

Finding your venue.

Once you know which venue you looking for, you can follow the signs on the walls to help you in the right direction.

We have lifts which go to every level if you need to use them. Next to the lift is a sign with what floor each venue is on.

You can also ask any of our staff and they can direct you.




Taking seats for the show.

In the venue, staff can help you to find your seats.

Before the show starts, please remember to turn off your phone so it doesn't make any noise during the performance.

For most shows, photography is not allowed.




During the show.



When the show begins it might get quite dark.

If you are worried at any point, our staff can help. You can always go back to the foyer for a while if you need to.

During relaxed performances we will often have a special break out room which you can use.



Audience Interaction.

During show, sometimes people will laugh if it is funny. Or if you go to a musical people may clap after the songs.

Don't worry, you can join in if you want to but you don't need to do anything if you don't feel like it.



The Interval.

Most shows have a break half way through the performance. You can use this time to get a drink or go to the toilet.



End of the show.

At the end of the show, the cast will all come on stage and take a bow.
Remember to clap!




Going home.

Once the show is over our staff can help you find your way back from the venue to the foyer.

You will exit through the same doors you entered from.

If you walked from East Croydon, you can follow the same markers in the opposite direction.



Any questions?

You can find more information about accessibility for Fairfield Halls at fairfield.co.uk/access

Or if you have any questions before your visit, you can email us at fairfield@bhlive.org.uk.

